

2015 MAZDA3 5-Door

Engine & Mechanical



Standard
Package Option
Port Installed Option
Accessory
Not Available

2015 MAZDA3 5-Door

i Sport

i Touring

i Grand Touring

s Touring

s Grand Touring



MAZDA3 5-DOOR AT A GLANCE



ENGINE AND DRIVETRAIN CHOICES

- 155-hp SKYACTIV-G 2.0L 4-cylinder engine with a choice of SKYACTIV-MT 6-speed manual or SKYACTIV-Drive 6-speed automatic transmission (i models)
- 184-hp SKYACTIV-G 2.5L 4-cylinder engine with a choice of SKYACTIV-MT 6-speed manual or SKYACTIV-Drive 6-speed automatic transmission with sport mode (s models)



EPA-ESTIMATED FUEL EFFICIENCY

- 29/40 mpg (SKYACTIV-G 2.0L MT)[†]
- 30/40 mpg (SKYACTIV-G 2.0L AT)[†]
- 26/35 mpg (SKYACTIV-G 2.5L MT)[†]
- 27/37 mpg (SKYACTIV-G 2.5L AT)[†]
- 28/39 mpg (SKYACTIV-G 2.5L AT with i-LOOP)[†]



AVAILABLE FEATURES

Moonroof with one-touch open, 6-way power driver's seat with manual lumbar adjustment, Variable heated front seats, Bluetooth® hands-free phone and audio capability, Mazda Advanced Keyless Entry & Start System, Rearview camera^{†††}, Mazda navigation system, Bose® 9 speaker surround sound system with Centerpoint® 2 and AudioPilot®, SiriusXM satellite radio w/ 4 month subscription, Dual-zone automatic climate control system, 18-inch alloy wheels, LED Daytime Running Lights, LED combination taillights, Active Driving Display for driving information, Paddle shifters, Bi-xenon headlights with auto leveling, Auto On/Off headlights, Auto-dimming interior mirror with Homelink, Perforated leather-trimmed seats, Adaptive Front-lighting System, Rain sensing windshield wipers, MAZDA CONNECT™ Infotainment system with: 7" full-color touchscreen display, multi-function Commander control, Infotainment system voice command, HD radio, Aha™ internet radio integration, Pandora® internet radio integration, Stitcher™ internet radio integration, SMS text message audio delivery and reply



SAFETY FEATURES

Standard safety features include advanced front air bags, front side-impact air bags, side-impact air curtains[†], Dynamic Stability Control^{††} with Traction Control System, 4-wheel ABS with Electronic Brakeforce Distribution and Brake Assist. Available Blind Spot Monitoring with Rear Cross Traffic Alert^{††}, E911 automatic emergency notification, Adaptive Front-lighting System, Smart City Brake Support^{††}, Lane Departure Warning System^{†††}, High Beam Control, Forward Obstruction Warning^{†††}, Mazda Radar Cruise Control^{†††}

2015 MAZDA3 5-Door

Engine & Mechanical



Standard
Package Option
Port Installed Option
Accessory
Not Available

2015 MAZDA3 5-Door

i Sport

i Touring

i Grand Touring

s Touring

s Grand Touring

Engine

Engine type	SKYACTIV-G 2.0L DOHC 4-cylinder with VVT		SKYACTIV-G 2.5L DOHC 4-cylinder with VVT	
Horsepower	155 hp @ 6000 rpm		184 hp @ 5700 rpm	
Torque	150 lb-ft @ 4000 rpm		185 lb-ft @ 3250 rpm	
Redline	6800 rpm		6500 rpm	
Displacement (cc)	1998		2488	
Bore x stroke (mm)	83.5 x 91.2		89.0 x 100.0	
Compression ratio	13.0 : 1		13.0 : 1	
Fuel system	Advanced Direct Injection		Advanced Direct Injection	
Recommended fuel	Regular unleaded		Regular unleaded	
Valvetrain	Chain-driven dual overhead cams, 4 valves per cylinder with variable intake valve timing (VVT)		Chain-driven dual overhead cams, 4 valves per cylinder with variable intake valve timing (VVT)	
Ignition system	Direct coil-on-plug electronic ignition with platinum-tipped spark plugs		Direct coil-on-plug electronic ignition with platinum-tipped spark plugs	
Engine block	Aluminum alloy		Aluminum alloy	
Cylinder head	Aluminum alloy		Aluminum alloy	
Emission control type (Fed/Cal)	Tier2 - BIN5 /PZEV		Tier2 - BIN5 / PZEV (AT); Tier2 - BIN5 / ULEV (MT)	

EPA-Estimated Fuel Economy

Manual transmission (city/hwy) [†]	29 / 40	26 / 35
Automatic transmission (city/hwy) [†]	30 / 40	

Automatic transmission with i-ELOOP (city/hwy) [†]		(28 / 39 with i-ELOOP)	
Drivetrain			
Type	Front-wheel drive (FWD)		
Manual transmission	SKYACTIV-MT 6-speed overdrive		--
Automatic transmission	SKYACTIV-Drive 6-speed electronically controlled automatic with manual-shift mode		SKYACTIV-Drive 6-speed electronically controlled automatic with manual-shift mode and sport function
Chassis			
Steering type	Power rack-and-pinion with variable assist		
Power assist	Electric Power Assist Steering		
Overall steering ratio	14 : 1		
Steering wheel turns, lock-to-lock	2.57		
Turning circle, curb-to-curb (ft)	34.78		
Suspension	4-wheel independent		
- Front	MacPherson strut with stabilizer bar		
- Rear	Multilink with stabilizer bar		
Brakes	4-wheel disc		4-wheel disc
- Front	11.02-inch vented disc		11.61-inch vented disc
- Rear	10.43-inch solid disc		10.43-inch solid disc
- ABS	4-wheel, 4-channel with Electronic Brakeforce Distribution and Brake Assist		4-wheel, 4-channel with Electronic Brakeforce Distribution and Brake Assist
Wheel size (in)	16 x 6.5		18 x 7.0
Tire size	P205/60R16 all-season radial		P215/45R18 all-season radial
Weights & Capacities			
Curb weight (lbs)			
- Manual transmission	2852		2978
- Automatic transmission	2919		3018
Fuel capacity (gallons)	13.2		13.2

2015 MAZDA3 5-Door



Exterior

S Standard P Package Option □ Port Installed Option R Accessory -- Not Available

2015 MAZDA3 5-Door	i Sport	i Touring	i Grand Touring	s Touring	s Grand Touring
Body					
Halogen headlights	S	S	S	S	--
Automatic on/off headlights	--	--	--	--	S
Adaptive Front-lighting System	--	--	--	--	S
High Beam Control	--	--	--	--	P
Daytime running lights	S	S	S	S	--
LED daytime running lights	--	--	--	--	S
Halogen fog lights	--	S	S	S	S
Variable-intermittent windshield wipers	S	S	S	S	--
Rain-sensing windshield wipers	--	--	--	--	S
Intermittent rear wiper/washer	S	S	S	S	S
Power sliding-glass moonroof with one-touch-open feature and interior sunshade	--	P	S	S	S
Body-colored dual power side mirrors	S	--	--	--	--
Body-colored power side mirrors with integrated turn signals	--	S	S	S	S
Heated side mirrors	--	S	S	S	S
Black beltline trim	S	--	--	--	--
Bright beltline trim	--	S	S	S	S
Roof-mounted antenna	S	S	--	--	--
Roof-mounted "shark fin" antenna	--	P	S	S	S
Rear roofline spoiler	S	S	S	S	S
LED combination taillights	--	--	--	--	S
Active grille shutters	--	--	--	--	P
Dual exhaust outlets with bright tips	S	S	S	S	S
Wheels & Tires					
16-inch steel wheels with full covers	S	--	--	--	--
16-inch aluminum-alloy wheels	--	S	S	--	--
P205/60 R16 all-season radial tires	S	S	S	--	--
18-inch aluminum-alloy wheels	--	--	--	S	S
P215/45 R18 all-season radial tires	--	--	--	S	S
Temporary spare tire	S	S	S	S	S
Exterior Dimensions					
Wheelbase (in)	106.3				
Track, front (in)	61.2				
Track, rear (in)	61.4				
Length (in)	175.6				
Width (in)	70.7				
Height (in) - (unladen)	57.3				
Minimum ground clearance (in) - (laden)	6.1				























2015 MAZDA3 5-Door



Interior

S Standard
 P Package Option
 □ Port Installed Option
 R Accessory
 -- Not Available

2015 MAZDA3 5-Door	i Sport	i Touring	i Grand Touring	s Touring	s Grand Touring
Comfort & Convenience					
Air conditioning with pollen filter	S	S	--	--	--
Dual-zone automatic climate control with pollen filter	--	P	S	S	S
Power windows with driver's one-touch-down/up feature	S	S	S	S	S
Power door locks with 2-stage unlocking feature	S	S	S	S	S
Cruise control with steering-wheel-mounted controls	S	S	S	S	S
Rearview camera ^{†††}	--	S	S	S	S
Mazda Radar Cruise Control ^{†††}	--	--	--	--	P
Remote keyless entry	S	--	--	--	--
Mazda Advanced Keyless Entry	--	S	S	S	S
Push button start	S	S	S	S	S
Tilt & telescopic steering wheel	S	S	S	S	S
Manual day/night rearview mirror	S	S	S	S	--
Auto-dimming rearview mirror with Homelink	--	--	--	--	S
12-volt power outlet	S	S	S	S	S
Map lights, dome light and cargo area light with on/off switch	S	S	S	S	S
Rear window defogger with timer	S	S	S	S	S
Storage					
Glove compartment	S	S	S	S	S
Front center console storage	S	S	S	S	S
Center console armrest	S	S	S	S	S
Overhead console with sunglasses holder	--	P	S	S	S
Dual front cup holders	S	S	S	S	S
Front door storage pockets with bottle holders	S	S	S	S	S
Front passenger-side seatback pocket	S	S	S	S	S
Rear center armrest with cup holders	--	S	S	S	S
Rear door bottle holders	S	S	S	S	S
Removable cargo cover	S	S	S	S	S
Seating & Trim					
5-passenger seating	S	S	S	S	S
6-way manual adjustable driver's seat	S	S	--	--	--
6-way power adjustable driver's seat with manual lumbar adjustment	--	--	S	S	S
Variable heated front seats	--	--	S	S	S
60/40 split fold-down rear seatback	S	S	S	S	S
Cloth-trimmed sport seats	S	--	--	--	--
Premium cloth-trimmed sport seats	--	S	--	--	--
Leatherette-trimmed sport seats	--	--	S	S	--
Perforated leather-trimmed sport seats	--	--	--	--	S
Leather-wrapped steering wheel with red stitching	--	S	S	S	S
Leather-wrapped brake handle with red stitching	--	S	S	S	S
Leather-wrapped gearshift knob with red stitching	--	S	S	S	S
Carpet floor mats	S	S	S	S	S
Audio & Navigation					
AM/FM audio system with 6 speakers	S	S	--	--	--
Bose® 9 speaker surround sound system with Centerpoint® 2 and AudioPilot® 2	--	P	S	S	S
SiriusXM Satellite Radio with 4-month trial subscription	--	P	S	S	S
CD Player	--	P	S	S	S
Steering-wheel-mounted audio controls	S	S	S	S	S
Bluetooth® hands-free phone and audio capability	S	S	S	S	S
Auxiliary-audio input jack (3.5mm TRS)	S	S	S	S	S
USB audio input port	S (2)	S (2)	S (2)	S (2)	S (2)
Mazda navigation system	--	--	S	S	S
MAZDA CONNECT™ Infotainment system with:****	S	S	S	S	S

-7-inch full color touch screen display -Multi-function Commander control -Infotainment system voice command -AM/FM/HD Radio -Pandora®, Stitcher™ and Aha™ internet radio integration -SMS text message auto deliver and voice reply -E911 automatic emergency notification					
Instrumentation					
High contrast gauges, black face with white and red accents					
Digital tachometer and analog speedometer				--	--
Analog tachometer and digital speedometer	--	--	--		
Active Driving Display (digital speedometer and other driving information)	--	--	--		
Dual trip odometers					
Trip computer					
Interior Dimensions & Capacities					
Headroom, front/rear without moonroof (in)	38.6 / 37.6		--		
Headroom, front/rear with moonroof (in)			37.6 / 37.5		
Shoulder room, front/rear (in)			57.2 / 54.4		
Hip room, front/rear (in)			55.5 / 53.5		
Legroom, front/rear (in)			42.2 / 35.8		
EPA passenger volume (cu ft)			96.4		
EPA cargo volume 2nd-row down (cu ft)			47.1		
EPA cargo volume 2nd-row up (cu ft)			20.2		

Safety & Security

S Standard
 P Package Option
 □ Port Installed Option
 R Accessory
 -- Not Available

2015 MAZDA3 5-Door	<i>i Sport</i>	<i>i Touring</i>	<i>i Grand Touring</i>	s Touring	s Grand Touring
Safety					
Advanced dual front air bags - with crash-zone & passenger weight sensors (Mazda Advanced Restraint System) [†]	S	S	S	S	S
Front side-impact air bags and side-impact air curtains [†]	S	S	S	S	S
3-point seat belts for all seating positions	S	S	S	S	S
Headrests, adjustable - front & rear - all seating positions	S	S	S	S	S
Front seat-belt pretensioners with force limiters	S	S	S	S	S
Whiplash-reducing front seat headrests	S	S	S	S	S
Anti-lock Brake System w/ Electronic Brakeforce Distribution & Brake Assist	S	S	S	S	S
Dynamic Stability Control ^{**} and Traction Control System	S	S	S	S	S
Blind Spot Monitoring ^{††}	--	S	S	S	S
Rear Cross Traffic Alert ^{††}	--	S	S	S	S
Rearview camera ^{††}	--	S	S	S	S
Smart City Brake Support ^{††}	--	--	--	--	P
Forward Obstruction Warning ^{†††}	--	--	--	--	P
Lane Departure Warning System ^{***}	--	--	--	--	P
High Beam Control	--	--	--	--	P
Adaptive Front-lighting System (AFS)	--	--	--	--	S
SKYACTIV-Body Ring Structure	S	S	S	S	S
Side-impact door beams	S	S	S	S	S
Collapsible steering column	S	S	S	S	S
Foldaway brake pedal assembly	S	S	S	S	S
Security					
Engine-immobilizer antitheft system	S	S	S	S	S
E911 automatic emergency notification	S	S	S	S	S
Keyless remote panic button (on key fob)	S	S	S	S	S
Automatic door locks (speed-sensitive and transmission-sensitive)	S	S	S	S	S
Tire-Pressure Monitoring System	S	S	S	S	S
LATCH child-safety-seat anchors & upper tethers	S	S	S	S	S
Child-safety rear door locks	S	S	S	S	S

2015 MAZDA3 5-Door



PACKAGES & OPTIONS

■ Standard
 ■ Package Option
 □ Port Installed Option
 ■ Accessory
 -- Not Available

2015 MAZDA3 5-Door	i Sport	i Touring	i Grand Touring	s Touring	s Grand Touring
Packages					
i Touring Technology Package <ul style="list-style-type: none"> - Power sliding-glass moonroof with one-touch-open feature and interior sunshade - Dual-zone automatic climate control system - Overhead console with sunglasses holder - Illuminated vanity mirrors (driver & passenger) - Roof-mounted "shark fin" antenna - CD player - Bose® 9 speaker surround sound system with Centerpoint® 2 and AudioPilot® 2 - SiriusXM Satellite Radio with 4-month trial subscription 	--	□	--	--	--
s Grand Touring Technology Package <ul style="list-style-type: none"> - i-ELOOP Regenerative Engine Braking System - Active grille shutters - Mazda Radar Cruise Control^{††} - Forward Obstruction Warning^{†††} - High Beam Control - Lane Departure Warning System^{†††} - Smart City Brake Support^{††} 	--	--	--	--	□
Options					
Snowflake White Pearl Mica Paint	□	□	□	□	□
Soul Red Metallic Paint	□	□	□	□	□
Audio/Visual/Electronic					
Compass auto-dimming mirror	□ / ■	□ / ■	□ / ■	□ / ■	--
Compass auto-dimming mirror with HomeLink®	□ / ■	□ / ■	□ / ■	□ / ■	--
Rear Parking Sensors	□ / ■	□ / ■	□ / ■	□ / ■	□ / ■
Remote engine start (automatic only)	□ / ■	□ / ■	□ / ■	□ / ■	□ / ■
Mazda navigation system	■	■	--	--	--
Portable Navigation Device - Garmin nuvi 44LM	■	■	■	■	■
Portable Navigation Device - Garmin nuvi 2495LMTHD	■	■	■	■	■
Portable Navigation Device - Garmin nuvi 2495LMT	■	■	■	■	■
Exterior					
Appearance Package	■	□ / ■	□ / ■	□ / ■	□ / ■
Car Cover	■	■	■	■	■
License plate frames	■	■	■	■	■
Moonroof wind deflector (Smoked acrylic)	--	■ (w/pkg)	■	■	■
Side Window Deflectors	■	■	■	■	■
Splash Guards, Front (Not available with Side Sill Extensions)	■	■	■	■	■
Splash Guards, Rear (Not available with Bumper Skirt)	■	■	■	■	■
Fog Lights	□ / ■	--	--	--	--
Wheel Locks	■	□ / ■	□ / ■	□ / ■	□ / ■
Rear Bumper Guard	□ / ■	□ / ■	□ / ■	□ / ■	□ / ■
Paint Protection					
Door edge and door handle cup	■	■	■	■	■
Front bumper kit	■	■	■	■	■
Hood & front fender	□ / ■	□ / ■	□ / ■	□ / ■	□ / ■
Rear bumper top	□	□	□	□	□
Interior					
Alloy Pedals (Accelerator, Brake/Clutch & Footrest)	■	■	■	■	■
Cargo Mat	□ / ■	□ / ■	□ / ■	□ / ■	□ / ■
Cargo Net	□ / ■	□ / ■	□ / ■	□ / ■	□ / ■
Cargo Tray	□ / ■	□ / ■	□ / ■	□ / ■	□ / ■
Soft Cargo Liner with Bumper Protection Flap	■	■	■	■	■
All-weather Floor Mats	□ / ■	□ / ■	□ / ■	□ / ■	□ / ■
Interior Lighting Kit	□ / ■	□ / ■	□ / ■	□ / ■	□ / ■
Door Sill Trim Plates	□ / ■	□ / ■	□ / ■	□ / ■	□ / ■
Tie-down Hooks	■	■	■	■	■

Warranty

Every new Mazda comes with a comprehensive limited warranty that provides coverage in the unlikely event a repair is needed in the first years after your vehicle's purchase. We'll be right there with you all the time, wherever you go by providing warranty coverage and roadside assistance so that the total enjoyment of driving a Mazda never stops.

2015 Mazda Vehicles:

Mazda Limited Warranty Coverage:

3-year/36,000-mile*	"Bumper-to-Bumper" Limited Warranty
5-year/60,000-mile*	Limited Powertrain Warranty
3-year/36,000-mile*	24/7 Roadside Assistance Program

*Whichever comes first.

BUMPER-TO-BUMPER LIMITED WARRANTY

Mazda warrants that new Mazda cars and trucks will be free of defects with normal use and prescribed maintenance for 36 months or 36,000 miles, whichever comes first. Ordinary maintenance items or adjustments, parts subject to normal wear and replacement and certain other items are excluded. This transferable "limited warranty" is included on all new Mazda vehicles sold and serviced in the United States.

POWERTRAIN LIMITED WARRANTY

Mazda warrants that the [Powertrain Components](#) of new Mazda cars and trucks will be free of defects with normal use and prescribed maintenance for 60 months or 60,000 miles, whichever comes first. Ordinary maintenance items or adjustments, parts subject to normal wear and replacement and certain other items are excluded. This "limited warranty" is transferable during the warranty period on all new Mazda vehicles sold and serviced in the United States.

24/7 ROADSIDE ASSISTANCE

If Mazda vehicle is not driveable due to a warranted part failure during the coverage period of the New Vehicle Limited Warranty (36 months/36,000 miles), towing service will be covered to the nearest Mazda Dealer. In addition, if a Mazda vehicle is not driveable due to the failure of a warranted powertrain component, then towing service will be covered during the coverage period of the Powertrain Limited Warranty (60 months/60,000 miles).

Call 1-800-866-1998



Or [download](#) the free Mazda Assist mobile app to your iPhone®*.

* iPhone is a registered trademark of Apple Computer, Inc.

PROLONG YOUR PEACE OF MIND



The Mazda Extended Confidence service plan helps keep your Mazda in peak driving condition after your New-Vehicle Limited Warranty expires.

LEARN MORE ➔

† EPA-estimated mileage. Actual results will vary, depending on driving conditions.

‡ Always wear your seat belt and secure children in the rear seats in appropriate child restraints.

** Dynamic Stability Control is an electronic system to help the driver maintain control under adverse conditions. It is not a substitute for safe driving practices. Factors including speed, road conditions and driver steering input can all affect whether DSC will be effective in preventing loss of control. Please see the Owner's Manual for further details.

†† Always check your mirrors. Be aware of the traffic around you.

‡‡ Smart City Brake Support operates in certain low-speed situations. Factors including speed, road conditions and driver input can all impact stopping distance. Smart City Brake Support is not a substitute for safe and attentive driving and does not guarantee instant stopping. Please see your owner's manual for further details.

*** Lane Departure Warning System is not a substitute for safe and attentive driving. There are limitations to the range and detection of the system. Please see your owner's manual for further details.

††† Rearview camera does not provide a comprehensive view of the entire rear area of this vehicle. Always check your surroundings.

‡‡‡ Mazda Radar Cruise Control and Forward Obstruction Warning are not a substitutes for safe and attentive driving. There are limitations to the range and detection of the systems. Please see your owner's manual for further details.

**** Don't drive while distracted. Even with voice commands, only use MAZDA CONNECT™/ other devices when safe. Some features may be locked out while the vehicle is in gear. Not all features are compatible with all phones. Message and data rates may apply.

SKYACTIV is a registered trademark of Mazda Motor Corporation.

Bluetooth is a registered trademark of Bluetooth SIG, Inc.